

Y 2 Curriculum
Medium Term Plan

All Lessons in each unit contain a Listening and Appraising section at the start where children are encouraged to discuss the interrelated dimensions of the music that they are listening to.

Year 2				
Topic		Lesson Focus	Key Knowledge	Vocabulary
Hands, Feet and Heart South African Music		Sing and perform 'Hands, Feet, Heart'	<p>Know that South Africa has a vibrant music scene. The main features of African music are rapping, South African languages used, rapping, saxophone and trumpet sections, use of electric guitars, lots of energy and a strong groove.</p> <p>*Know what rhythm is and clap, move or play along to a given rhythm. Know how to find the pulse in a piece of music and what it is.</p> <p>*Understand what melody, timbre, duration, structure, pitch, tempo and dynamics are and discuss them in a piece of music.</p> <p>Know that call and response is a series of two parts usually played or sung by different musicians.</p> <p>*Know that, when we sing, we use lots of muscles. We always warm up before singing, to make these muscles stronger. Understand that, when we sing, lots of air comes from our lungs and out of our mouths.</p> <p>*When singing, understand and practise the important rules (good posture, chin forward facing, sing clearly, round mouth).</p>	<p>pitch dynamics tempo pulse timbre melody duration structure call and response South Africa Saxophone Electric Guitar Rap Scale Warm-up breathe muscle Afropop Jazz Kwaito</p>
		Play and perform 'Hands, Feet, Heart' using instruments	<p>Know the name of a glockenspiel and the sound that it makes.</p> <p>*Know that tempo can be changed when playing instruments and experiment with changing the tempo during practical exercises.</p>	<p>pitch dynamics tempo pulse call and response voice South Africa Rap Scale Warm-up breathe</p>

Y 2 Curriculum Medium Term Plan

		<p>*Children should know that dynamics can change throughout a piece and they should be given opportunities to experiment with dynamics when playing themselves.</p> <p>*Know that pitch can change throughout the piece and experiment with notes of different pitches.</p>	<p>muscle glockenspiel</p>
	<p>Improvise with 'Hands, Feet and Heart'</p>	<p>*Know that improvising does not mean that we must play perfectly and it is ok to make mistakes. Know that listening is key if we want to improvise well.</p> <p>Know that working with others helps us to improvise.</p> <p>Know that we can improvise with a range of instruments, including our hands.</p>	<p>pitch dynamics tempo pulse call and response South Africa Saxophone Electric Guitar Rap Scale Warm-up breathe muscle glockenspiel choir a capella</p>
	<p>Improvise and compose with 'Hands, Feet, Heart'</p>	<p>Continue to realise and know that improvising does not mean that we must play perfectly and it is ok to make mistakes.</p> <p>*Know that when we create our own music, it is called composing.</p> <p>*Know that it is important to use different notes when we are composing.</p> <p>*Know that it is important to record musical ideas/compositions so that other people can play our work. Know that we can do this by recording graphic symbols, dot notation, stick notation (see below) or by writing the note names.</p>	<p>pitch dynamics tempo pulse call and response South Africa muscle glockenspiel improvise compose notation graphic symbols</p>



Y 2 Curriculum
Medium Term Plan

		Compose with 'Hands, Feet, Heart'	<p>Continue to know that it is important to use different notes when we are composing.</p> <p>Continue to know that it is important to record musical ideas/compositions so that other people can play our work.</p> <p>Know what a trumpet looks like and the sound it makes.</p>	<p>pitch dynamics tempo pulse call and response South Africa Saxophone Trumpet Electric Guitar muscle glockenspiel improvise</p> <p style="text-align: right;">compose</p>
		Perform 'Hands, Feet, Heart'	<p>Know that a good audience listens and respects each performer.</p> <p>Know that good performers always listen to feedback given by the audience and use it to make their performance even better next time.</p>	<p>pitch dynamics tempo pulse call and response South Africa Saxophone Trumpet Electric Guitar muscle glockenspiel improvise compose</p>
Ho Ho Ho		Sing 'Ho Ho Ho' and find the pulse.	<p>Know that 'Ho Ho Ho' was written by Joanna Mongana and it includes rapping, improvising and dancing.</p> <p>*Know what rhythm is and clap, move or play along to a given rhythm. Know how to find the pulse in a piece of music and what it is.</p> <p>*Understand what melody, timbre, duration, structure, pitch, tempo and dynamics are and discuss them in a piece of music.</p> <p>**Know that, when we sing, we use lots of muscles. We always warm up before singing, to make these muscles stronger. Understand that, when we sing, lots of air comes from our lungs and out of our mouths.</p>	<p>rap improvise rhythm pulse pitch tempo dynamics timbre duration melody structure muscle</p>

Y 2 Curriculum
Medium Term Plan

			**When singing, understand and practise the important rules (good posture, chin forward facing, sing clearly, round mouth).	air posture voice
	Sing and perform 'Ho Ho Ho'.	Continue to understand and practise the important rules when singing. Know that we can change our dynamics when singing by responding to the leaders directions. Know that performers need to rehearse together often in order to make sure the performance is perfect.		rap improvise rhythm pulse pitch tempo dynamics timbre duration melody structure muscle air posture voice
	Play 'Ho Ho Ho' with tuned instruments.	Know that we can experiment with tempo and dynamics when playing a tuned instrument. Practise 3-note phrases, recognising and responding to changes in pitch. Play copy-cat rhythms.		tuned glockenspiel pitch tempo dynamics repeat note rhythm
	Play and perform 'Ho Ho Ho' with tuned instruments	Continue to know that we can experiment with tempo and dynamics when playing a tuned instrument. Practise 3-note phrases, recognising and responding to changes in pitch. Play copy-cat rhythms. Listen and Appraise Piece- Know that 'Suspicious Minds' (1969) was performed by Elvis Presley. He was the king of Rock and Roll and one of the most influential artists in the history of music.		tuned glockenspiel pitch tempo dynamics repeat note rhythm


Y 2 Curriculum
Medium Term Plan

		<p>Perform 'Ho Ho Ho' with tuned instruments and evaluate.</p>	<p>Know that a good audience listens and respects each performer. Know that good performers always listen to feedback given by the audience and use it to make their performance even better next time.</p> <p>Listen and Appraise Piece- Know that 'Sir Duke' was written by Stevie Wonder. He is a blind singer/songwriter and hugely influential in the world of popular music.</p>	<p>rehearse perform evaluate feedback tuned glockenspiel pitch tempo dynamics repeat note rhythm</p>
<p>I Wanna Play in a Band</p>		<p>Learn to sing and perform 'I Wanna Play in a Band'.</p>	<p>Know that 'I wanna play in a band' is a rock song by Joanna Mangona.</p> <p>Know that rock music started in America. The main features of rock songs are electric guitars, bass guitar, drums, keyboard sounds, often male vocals with backing vocals from other band members, a heavy backbeat and sometimes distortion of sounds.</p> <p>*Know what rhythm is and clap, move or play along to a given rhythm. Know how to find the pulse in a piece of music and what it is. *Understand what melody, timbre, duration, structure, pitch, tempo and dynamics are and discuss them in a piece of music.</p> <p>Continue to understand the basic vocal health knowledge from lesson 1 of each previous unit and practise the essential techniques when singing.</p>	<p>rock improvise rhythm pulse pitch tempo dynamics timbre duration melody structure muscle air posture voice electric and bass guitar band backing vocals distortion drum</p>

Y 2 Curriculum
Medium Term Plan

			keyboard
	Play 'I Wanna Play in a Band' using a tuned instrument.	<p>Know that 'We Will Rock You' was written in 1977 by the British rock band 'Queen'. Queen were one of the biggest stadium rock bands in the world.</p> <p>Know where the notes D and C are on the glockenspiel.</p> <p>Know that we can experiment with tempo and dynamics when playing a tuned instrument.</p> <p>Understand how and where to respond to pitch changes.</p>	<p>tuned glockenspiel pitch tempo dynamics repeat note rhythm D C</p>
	Improvise with 'I Wanna Play in a Band'.	<p>Know that 'Smoke on the Water' was written in 1972. Deep Purple are a British rock band who are considered to be among the pioneers of heavy metal and hard rock music. 'Smoke on the Water' is famous for its four-note guitar riff.</p> <p>Know that we can improvise with our hands and voices through question and answer/ call and response. Know that improvising is making it up as you go along and it does not mean play perfectly.</p> <p>Begin to know that we can improvise with F and G. Know where to find these notes on the glockenspiel.</p> <p>Know what a riff is and that we can copy riffs back using our 2 notes.</p>	<p>tuned glockenspiel pitch tempo dynamics repeat note rhythm F G improvise question and answer/call and response voice riff</p>
	Extended improvisation with 'I Wanna Play in a Band'.	<p>Know that 'Rockin' all over the World' was written in 1977 by English rock band, Status Quo.</p> <p>Know that we can improvise with our tuned instruments by copying patterns and creating our own answers to questions using F and G.</p> <p>Know that this is a musical conversation.</p> <p>Practise improvising in 2 parts.</p>	<p>tuned glockenspiel pitch tempo dynamics repeat note</p>

Y 2 Curriculum
Medium Term Plan

				<p>rhythm F G improvise question and answer/call and response voice riff</p>
	Compose with 'I Wanna Play in a Band'.	<p>Know that Johnny B Goode was written in 1958 by Chuck Berry. Berry was an American guitarist, singer and songwriter. He was a fantastic influence on Rock Music.</p> <p>Know that when we create our own music, it is called composing.</p> <p>Know that it is important to use different notes when we are composing. Understand how we can use musical technology to combine sounds. Know that it is important to record musical ideas/compositions so that other people can play our work. Know that we can do this by recording graphic symbols, dot notation, stick notation (see below) or by writing the note names.</p> 	<p>rock rhythm pulse pitch tempo dynamics timbre duration melody structure compose graphic symbols dot notation stick notation</p>	
	Perform 'I Wanna Play in a Band'.	<p>Know 'I Saw Her Standing There' was written by the Beatles. The Beatles were a rock band from Liverpool who formed in the 1960s. This song was released in 1963.</p> <p>Know that a good audience listens and respects each performer. Know that good performers always listen to feedback given by the audience and use it to make their performance even better next time.</p>	<p>perform audience feedback rock rhythm pulse pitch tempo dynamics timbre duration melody</p>	


Y 2 Curriculum
Medium Term Plan

				structure compose graphic symbols dot notation stick notation
ZOOTIME Reggae		Learn to sing and perform 'Zootime'.	<p>Know that 'Zootime' is a song written in a Reggae style.</p> <p>Know that that Reggae music originates from Jamaica. Know that the style indicators for Reggae music are a slowish tempo with a laid-back feel, bass guitar, drums, keyboard, organs, female backing vocals and lyrics with a political message.</p> <p>Know that solo is when only one instrument or singer plays/performs.</p> <p>*Know what rhythm is and clap, move or play along to a given rhythm. Know how to find the pulse in a piece of music and what it is.</p> <p>*Understand what melody, timbre, duration, structure, pitch, tempo and dynamics are and discuss them in a piece of music.</p> <p>Continue to understand the basic vocal health knowledge from lesson 1 of each previous unit and practise the essential techniques when singing.</p>	rhythm pulse pitch tempo dynamics timbre duration melody structure muscle air posture voice Reggae bass guitar drums keyboard organ backing vocals solo
		Play 'Zootime' with tuned instruments.	Know that 'Kingston Town' is a song about the capital city of Jamaica. It is a 1970 song by the Reggae singer, Lord Creator. It was recorded in 1989 by UB40, a band from Birmingham. UB40 liked to produce unique Reggae sounds.	tuned glockenspiel pitch tempo dynamics repeat

Y 2 Curriculum
Medium Term Plan

		<p>Know that we can use C and D on the glockenspiel to accompany this song.</p> <p>Know that we can experiment with tempo and dynamics when playing a tuned instrument.</p> <p>Understand how and where to respond to pitch changes.</p>	<p>note rhythm D C</p>
	<p>Improvise with 'Zootime'.</p>	<p>Know that 'Shine' was performed by British Reggae group, Aswad, in 1994. Aswad means 'black' in Arabic. Aswad's Reggae sound has strong R&B and Soul influences.</p> <p>Know that we can improvise with our hands and voices through question and answer/ call and response. Know that improvising is making it up as you go along and it does not mean play perfectly.</p> <p>Begin to know that we can improvise with C and D. Know where to find these notes on the glockenspiel.</p> <p>Know what a riff is and that we can copy riffs back using our 2 notes.</p>	<p>tuned glockenspiel pitch tempo dynamics repeat note rhythm D C improvise call and response</p>
	<p>Compose as a class with 'Zootime'.</p>	<p>Know that I.G.Y was written and performed by Donald Fagen. It was an international scientific project that took place to encourage the world's scientists to work together.</p> <p>Continue to know that when we create our own music, it is called composing.</p> <p>Know that it is important to use different notes when we are composing.</p> <p>Understand how we can use musical technology to combine sounds.</p> <p>Know that we can compose as a class to give each other support and inspiration.</p>	<p>rhythm pulse pitch tempo dynamics timbre duration melody structure compose graphic symbols dot notation stick notation</p>
	<p>Compose with 'Zootime' using a tuned instrument.</p>	<p>Know that 'Feel Like Jumping' was performed by Marcia Griffiths in 1967. Griffiths is the most influential woman in the history of Reggae music.</p>	<p>rhythm pulse</p>


Y 2 Curriculum
Medium Term Plan

		<p>She is a Jamaican singer and she also became one of Bob Marley's 'Wailers' in his band.</p> <p>Know that we can use a glockenspiel to create music. Know that it is important to record musical ideas/compositions so that other people can play our work. Know that we can do this by recording graphic symbols, dot notation, stick notation (see below) or by writing the note names.</p> 	<p>pitch tempo dynamics timbre duration melody structure compose graphic symbols dot notation stick notation glockenspiel</p>
	<p>Perform 'Zootime'.</p>	<p>Know 'I Can See Clearly Now' is a song that was covered in 1993 by Jimmy Cliff. Cliff was born in Jamaica and he is best known as one of the Jamaican musicians who introduced Reggae music to an international audience.</p> <p>Know that a good audience listens and respects each performer.</p> <p>Know that good performers always listen to feedback given by the audience and use it to make their performance even better next time.</p>	<p>rhythm pulse pitch tempo dynamics timbre duration melody structure compose graphic symbols dot notation stick notation glockenspiel</p>
<p align="center">Friendship</p>	<p>Learn to sing and perform 'Friendship Song'.</p>	<p>Know that 'Friendship Song' was written by Joanna Mangona and Pete Readman. The song tells us how helping each other and being kind to each other is vitally important in our friendships.</p>	<p>rhythm pulse pitch tempo dynamics timbre</p>

Y 2 Curriculum
Medium Term Plan

		<p>*Know what rhythm is and clap, move or play along to a given rhythm. Know how to find the pulse in a piece of music and what it is.</p> <p>*Understand what melody, timbre, duration, structure, pitch, tempo and dynamics are and discuss them in a piece of music.</p> <p>Continue to understand the basic vocal health knowledge from lesson 1 of each previous unit and practise the essential techniques when singing.</p>	<p>duration melody structure muscle air posture voice</p>
	<p>Play 'Friendship Song' using tuned instruments.</p>	<p>Know that 'Count on Me' is a 2010 folk song by Bruno Mars. It also contains some features of Reggae music with its laid-back feel, use of acoustic guitar and use of bongo drums.</p> <p>Know that we can use B G A E to accompany this song. Know where these notes sit on the glockenspiel. Know that we can experiment with tempo and dynamics when playing a tuned instrument.</p> <p>Understand how and where to respond to pitch changes. Understand what a repeated phrase is.</p>	<p>rhythm pulse pitch tempo dynamics timbre duration melody structure folk reggae repeated phrase</p>
	<p>Improvise with 'Friendship Song'.</p>	<p>Know that 'We Go Together' is a song from the 1971 musical, 'Grease'. The solo parts are sung by the 2 main characters, Danny and Sandy and the show's chorus provides the backing vocals.</p> <p>Know that we can improvise with our hands and voices through question and answer/ call and response. Know that improvising is making it up as you go along and it does not mean play perfectly.</p> <p>Begin to know that we can improvise with C and D. Know where to find these notes on the glockenspiel.</p> <p>Know what a riff is and that we can copy riffs back using our 2 notes.</p>	<p>rhythm pulse pitch tempo dynamics timbre duration melody structure backing vocals chorus solo improvise</p>

Y 2 Curriculum
Medium Term Plan

			call and response C D note
	Compose with 'Friendship Song'.	<p>Know that 'You Give a Little Love' is a song from the musical film, 'Bugsy Malone'. The film is set in New York and Chicago in the 1920s and 30s.</p> <p>Know that we can use a glockenspiel to create music. Know that it is important to record musical ideas/compositions so that other people can play our work. Know that we can do this by recording graphic symbols, dot notation, stick notation (see below) or by writing the note names.</p> <p>Know that it is important to compose with a range of notes and experiment with pitch, tempo and dynamics.</p> 	rhythm pulse pitch tempo dynamics timbre duration melody structure compose graphic symbols dot notation stick notation glockenspiel
	Perform with 'Friendship Song'.	<p>Know that 'You've Got a Friend in Me' was written and recorded by Randy Newman. It was written as the theme song for the Pixar movie, 'Toy Story' in 1995. In the piece, Newman sings and plays the piano and other instruments that can be heard are the acoustic guitar, violin and brass instruments.</p> <p>Know that a good audience listens and respects each performer.</p> <p>Know that good performers always listen to feedback given by the audience and use it to make their performance even better next time.</p>	rhythm pulse pitch tempo dynamics timbre duration melody structure compose graphic symbols dot notation stick notation glockenspiel perform audience feedback

Y 2 Curriculum
Medium Term Plan

[Redacted]				

Key

*ongoing skill throughout the unit

** ongoing skill throughout the year