


hi-impact consultancy



innovate educate motivate

A hand is shown painting a lightbulb on a whiteboard. The lightbulb is yellow and has radiating lines around it, indicating it is lit. The hand is holding a paintbrush and is in the process of painting the base of the lightbulb. The whiteboard is white and has several other lightbulb drawings on it, some of which are also lit.

Keeping up
with the
Kids

School v Home

School

- Acceptable Use of Internet Policy
- E-safety Policy
- E-safety built into lessons
- Use of proxy server or filter to manage internet access

Home

- Have made any agreements?
- Do you regularly discuss how they are using the internet?
- Do you manage how they access the internet on all devices?

What do we know about our children?

I facetime who I want in my room

I'm always on the net

I have facebook

I just lied about my age

*I use *website* and chat to people*

My x-box accesses the net

My mum doesn't know how much I go on the internet

If my parents want a movie, I can get it.

I can download apps on my phone and iPad

See you on Instagram!

I just type it into Google and get it...free!



Why take it seriously?

Cyberbullying	Grooming	Inappropriate material	Overuse/ addiction
Viruses/hacking	Online reputation	Losing control over pictures/video	How do we help avoid these dilemmas?

Managing Access

Filter on your [WiFi](#)

4OD/ BBC iPlayer
[Parental Controls](#) and
YouTube Safety mode

Settings on Mobile
devices such as [iPad](#)
and [Kindle Fire](#)

Family Safety Apps such
as [McAfee Family Safe](#)
and [OurPact](#)

Windows [Family Safety](#)
Accounts

Safe browsers such as
Mobocip, McGruff, Olly,
Famigo App (Android)

Safety Setting on Social
Networks such as
[Facebook](#) and [Instagram](#)

Family safety on
Consoles such as [XBox](#)
and [Playstation](#)

Learn to use Google safely....



<https://www.google.co.uk/intl/en/safetycenter/tools/>

Do you talk about when and how they use the internet?

Talk to your child about what they 'watch' or find out on the internet but don't be overly critical

Get your child to think about what personal information they should disclose

Discuss cyber bullying, netiquette and respecting privacy












Always 'report it' or talk to somebody if something is inappropriate

Discuss the fact that not everyone on the internet is who they say they are

Agree with your child how they are going to use the internet and mobile devices

Always discuss the dangers of meeting people they have befriended online



Always check the privacy policy of your child's internet, mobile, social networking and games providers so that you understand what kind of information they collect and what they use it for.	
Always suggest that they use a username (not their real name) on websites, chat rooms and other online forums. But remind them they are still responsible for what they say and do	
Work with them to set up strong passwords (a combination of letters, numbers and symbols) and explain why they shouldn't share them with anyone.	
Always use a PIN lock on their mobile.	
Explain how information they use to register for websites, competitions, downloads and other internet and mobile services could be used by the companies in question (e.g. to send marketing emails).	
Advise your child to get permission from friends and family before taking photos or videos of them and to check that they're happy for the images to be published - not everyone wants to be famous.	
Be sure you have computer security software with parental controls and have up-to-date anti-virus and anti-spyware software on your child's computer and make the most of built-in tools like pop-up blockers and spam filters.	
If your child has an online profile ask if you or a close relative can be an online friend (to help and support them).	
Teach them the risks and dangers of sharing passwords, phone numbers, addresses and other personal information.	
Ask about your child's online friends, encourage them to have their "real" friends as their friends on social networking	
	

Social Networks


- Most social networks stipulate that users have to be 13 or over...

Why?

- <https://www.youtube.com/watch?v=599I1E-rWTU>



Where to get help...




Live Streaming

Easy to
give out
location!

Limited
privacy

Allows
comments




Easy to
set up

Live Streaming

The majority of live streaming action is mundane, a window into the average person's life.


However, there are a number of reports of users encountering everything from name calling, profanity, and nudity.

[BBC News](#)



Live Streaming

Get help and support.

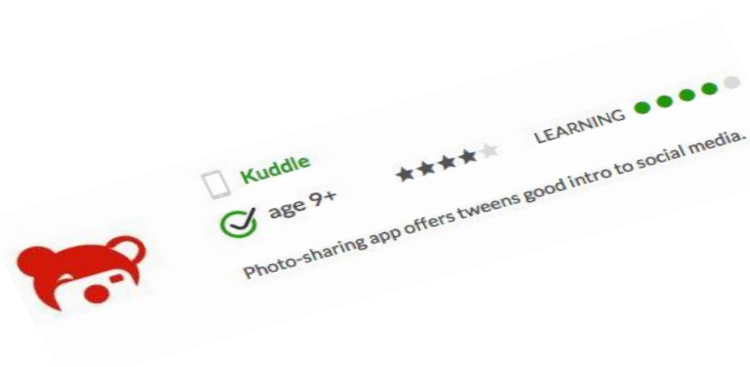


So what should you do...?

- Research shows us that a large number of children have created a social networking profile before they are at the correct age to do so.
- Respect the terms of use of the site and register with the correct age, as there may be additional protections in place for younger users.
- Discourage your son or daughter to use of these services as best you can, and be aware of services which cater for younger users by having higher safety features.



Commonsense Media has rated many of these sites



WHAT PARENTS NEED TO KNOW

-  **Ease of play** ●●●●○
-  **Violence** ○○○○○
-  **Sex** ○○○○○
-  **Language** ○○○○○
-  **Consumerism** ○○○○○
-  **Drinking, drugs, & smoking** ○○○○○

[See full details](#)

Parents need to know that *Kuddle* is a social photo-sharing app designed with kids' safety in mind and the goal of teaching kids photo-sharing etiquette hands-on. To start, kids enter a full name, create a username and password, and enter a birth date and gender. Then they must enter an email address for a parent or caregiver over 18. Kids can immediately start adding photos to their streams, but they can't add friends (so no one else sees the photos) until a parent or caregiver has approved the account through the email sent to them. Kids don't see the privacy policy or terms of service anywhere in the app, but it is linked in the email sent to parents. Kids' full names are shown in their profiles, which are searchable. No photos are seen in the search, but names are. Kids can add captions to their photos, but tagging and commenting are not allowed to prevent bullying. Parents should note that the terms of service state that posted photos can be used by Kuddle for marketing or other purposes.



Key Messages when setting up age related social networking services **WITH** your child

Privacy settings	Online Friendship	Geolocation
Think Before You Post	Consider the photos you upload	Logging out



www.hi-impact.co.uk

0151 638 6283

motivate • innovate • educate

alancrist@hi-impact.co.uk